

Welcome to Pearson EasyBridge Plus!

Everett Public Schools uses a variety of Pearson Products for different content areas. In order for teachers and students to be automatically added and updated nightly and for students to access a wide variety of Pearson products through one point of access, teachers and students use a URL address that is unique to Everett Public Schools.

This link to **Pearson** is located in Chrome under Bookmarks>*Managed Bookmarks*, on the EPS Google Apps shortcut page and on Internet Explorer favorites. There is also a link on the Grades&More page to Pearson as well.

Logging in* to a district Windows computer onsite within our network -automatically logs you in to [Pearson](#). Chromebooks still require using a user name and password.

Log in for both staff and students is the same user name and password used to log onto a district computer.

*Specialists, administrators and other staff who do not have assigned classes in eSchool– you need to request access by emailing LMSStaff@everettsd.org.

Q: How to get to the log in page for both students and teachers?

A: Different routes to same place

1. In Internet Explorer – the shortcut to Pearson has been updated to link to [Pearson](#)
2. In Chrome select Bookmarks>Managed Bookmarks>Pearson
3. Grades&More site has added a [Curriculum and Instruction Tools](#) page with a linked icon
4. EPS Google Apps Shortcuts [Pearson](#)

Q: How do I set up my classes to start the year?

A: As you begin a class each year you will Assign Product

1. Log in to Pearson EasyBridge- [Pearson](#)
2. Navigate to a class
3. Select Assign Product
4. Find the right product on Pearson Product list
5. Check all boxes that apply to the course and scroll to bottom – make certain to hit SAVE
6. Navigate to SuccessNet platform through link on right of screen.

Step-by-step instructions available below.

Expanded Directions

EasyBridge Plus Login - Currently Everett uses Pearson EasyBridge Plus in elementary, middle and high schools.

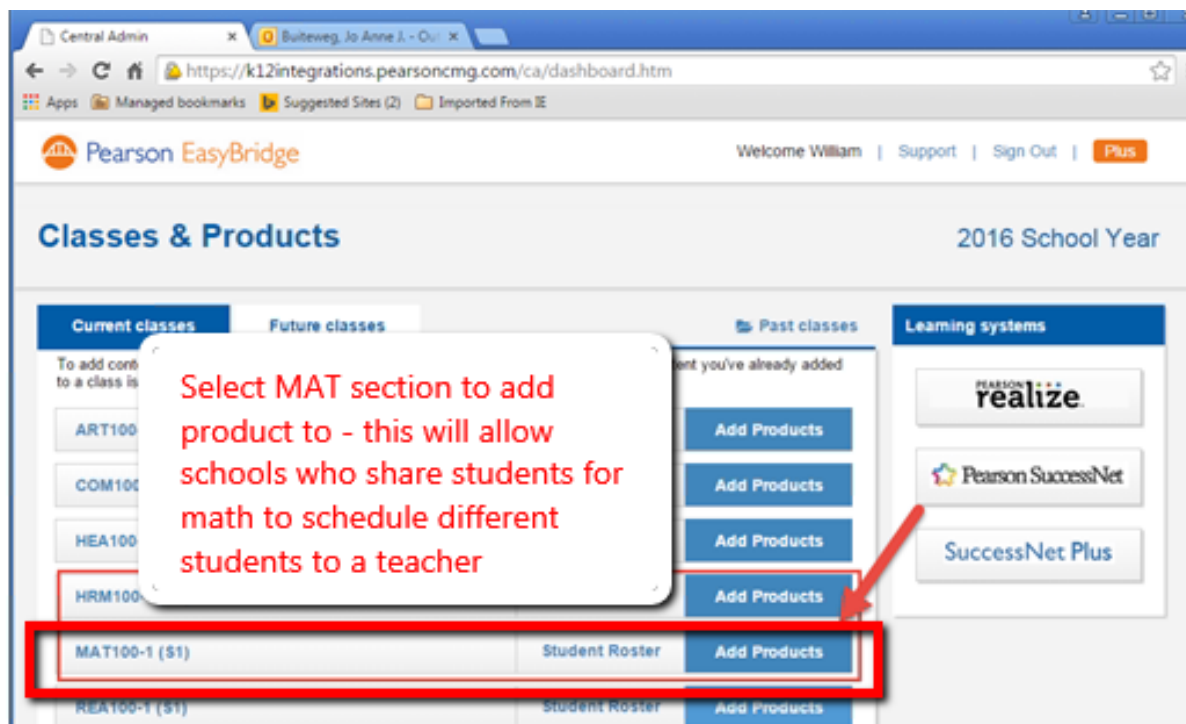


K-5 Pearson SuccessNet enVision Mathematics
6-12 Pearson SuccessNet Algebra, Geometry, Algebra II
9-12 Pearson SuccessNet AP Spanish
6-12 Pearson Realize History

Link here to Everett Public Schools Pearson access point - [Pearson](#)

- Working on teacher, lab or classroom computers – (any district computer that is not a Chromebook) - will automatically log you into Pearson
 - o Just click the link – and you are logged in
 - o Students and teachers are automatically signed in to Pearson – no password required
- Chromebooks or personal devices – students or teachers will need to still log in through [Pearson](#)
 - o User name and password are the same as your network log in (the way you log into computer)

If you have classes in eSchool – once you log in, you will see Classes & Products. A list of classes you are teaching should appear.



Look to the far right – select + Add Products



(Once you add products this will change to Manage Products)

You will see a list of all products associated with Everett Public Schools. Select SuccessNet from the Learning Systems list to narrow your selections.

You will see a list of all products associated with Everett Public Schools.

-Elementary teachers only select enVision products

-Middle/High school select products that are listed as Common Core AND Learning system: SuccessNet

Add Products

Class: HRM100-1 (S1)

Please make your product selections below by checking the appropriate boxes

Algebra 1 Common Core Learning system: Realize	<input type="checkbox"/>
Algebra 2 Common Core Learning system: Realize	<input type="checkbox"/>
America History of Our Nation 2014 New Jersey Grade 8 - (SE-MA) Learning system: SuccessNet	<input type="checkbox"/>
American History: Beginnings Through Reconstruction Learning system: Realize	<input type="checkbox"/>

Cancel Save

Select your product and SAVE

Add Products

United States History Reconstruction Learning system: SuccessNet Plus	<input type="checkbox"/>
enVisionMATH 2012 National Common Core Grade 1 - (DP-TE-TR-SE-MA) Learning system: SuccessNet	<input checked="" type="checkbox"/>
enVisionMATH 2012 National Common Core Grade 2 - (DP-TE-TR-SE-MA) Learning system: SuccessNet	<input type="checkbox"/>
enVisionMATH 2012 National Common Core Grade 3 - (DP-TE-TR-SE-MA) Learning system: SuccessNet	<input type="checkbox"/>
enVisionMATH 2012 National Common Core Grade 4 - (DP-TE-TR-SE-MA) Learning system: SuccessNet	<input type="checkbox"/>

Cancel Save

Once you have added the product – you can navigate to Pearson Success Net using the left icon or selecting the product name.

am | Support | Sign Out | Plus

2016 School Year

Learning systems

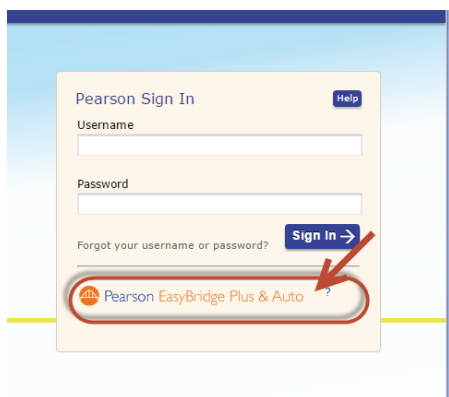
- realize
- Pearson SuccessNet**
- SuccessNet Plus

Logging in using Pearson SuccessNet sign in – for teachers and students with classes scheduled in eSchool.

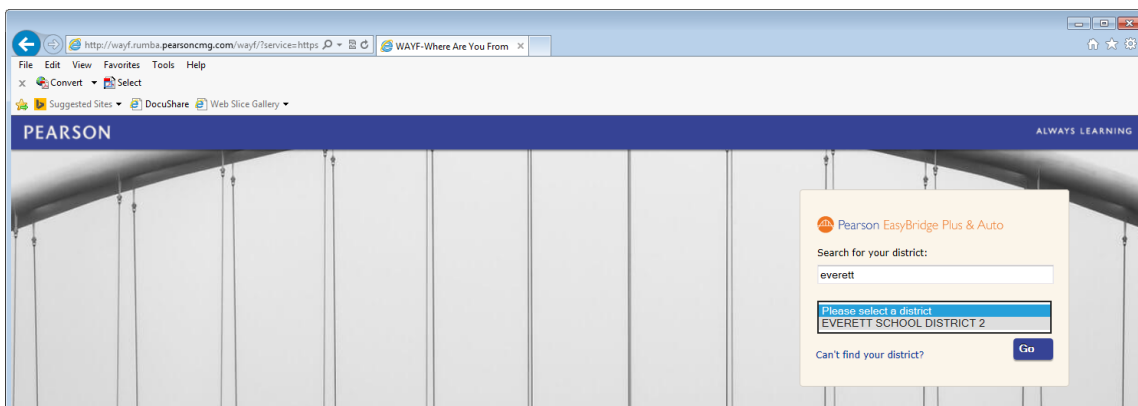
*Teachers -the easiest way to login from home is to use your remote access.

Students and teachers logging in from computers outside the can use the district website to find the link to Pearson EasyBridge. This can be done by logging in EPS Google Apps shortcut page; going to the Grades&More webpage and using the link to Pearson from this page.

You must first select Pearson EasyBridge Plus & Auto



Then type in everett to the Search for your district field. This will show Everett School District 2 in the pull down menu – select the district.



You then will need to enter your district network user name and password.

Depending on your home computer set up, it is possible you may need to use only your username and password. OR, you may need to type in Everett\ID# for user name. This varies from home to home.